

Biomass and Abundance of Herbivorous Fishes on Coral Reefs off Andavadoaka, Western Madagascar

I. V. Vincent¹, C. M. Hincksman², I. R. Tibbetts³ and A. Harris¹

¹Blue Ventures Conservation, Aberdeen House, 22/24 Highbury Grove, London, N5 2EA, UK; ²School of Mathematical Sciences, Queensland University of Technology, Brisbane, Queensland 4001 Australia; ³School of Biological Science, The University of Queensland, St Lucia, Brisbane, Queensland 4072 Australia.

Keywords: Herbivorous fish, biomass, coral cover, algal turf, fishing, Marine Protected Areas.

Abstract—The biomass and abundance of four herbivorous fish families were surveyed in the region of Andavadoaka, south-west Madagascar, investigating the effects of fishing intensity, reef geomorphology and benthic cover. Distance from the village was used as a proxy for fishing effort, with sites closest to the village assumed to have the highest fishing intensity. Both overall herbivore biomass and abundance increased with distance from shore ($p=0.002$, $p<0.001$), as well as with increased hard coral cover ($p<0.001$, $p<0.001$). Acanthurid biomass ($p<0.001$) and abundance ($p<0.001$) increased significantly with distance from the village, as did the abundance of Pomacentridae ($p=0.001$). Conversely, siganids decreased in biomass with increased distance from the village ($p=0.019$). Associations between herbivorous fish families and benthos were manifested in a significant ($p<0.001$) increase in acanthurid and pomacentrid biomass with increased hard coral cover. Sites with increased turf algae displayed lower scarid biomass ($p=0.002$) and abundance ($p=0.032$), while siganid abundance increased ($p=0.002$) as turf algae increased. Reef type has previously been suggested to be an important factor influencing fish biomass, however the results of this study suggest that this has little effect on herbivore biomass in the region. Benthic cover and fishing intensity appear to influence the biomass of herbivorous fish communities more on the reefs of Andavadoaka, highlighting the importance of Marine Protected Areas to protect both corals and fish.

INTRODUCTION

Coral reefs worldwide are declining in health, due largely to overharvesting (Jackson *et al.* 2001; Pandolfi *et al.* 2003), pollution (McCulloch *et al.* 2003), climate change (Wilkinson 2002; Hughes *et al.* 2003) and disease (Harvell *et al.* 1999, 2002). A phase shift from coral to fleshy algal dominance is

most commonly observed (McClanahan *et al.* 2001; Graham *et al.* 2006), with early warning signs including a loss of macrofauna (Hughes 1994) and a decline in fish stocks (Bellwood *et al.* 2004). Herbivorous fishes are partly responsible for the maintenance of healthy coral reefs by influencing the structure of benthic communities (Hatcher 1981; Carpenter 1990).

If grazing by reef fishes is reduced due to over-fishing, macroalgae can outcompete corals by colonising space and thereby inhibiting coral growth and recruitment (Hughes 1989; Tanner 1995; Knowlton 2001). Macroalgae also affect coral health indirectly by stimulating pathogenic microbes associated with corals, resulting in increased coral mortality (Kuntz *et al.* 2005). Herbivorous fishes play such a significant role in maintaining low macroalgal cover on reefs (Nystrom and Folke 2001; Bellwood *et al.* 2004) that they are considered a keystone guild in Indo-Pacific reef systems (Choat 1991). Grazing fishes are herbivores that prefer turf-forming, encrusting and endolithic algae over large upright macroalgae, which often have chemical defences (Bellwood and Choat 1990; Choat 1991; McAfee and Morgan 1996). Intensive grazing limits the establishment of macroalgae since newly settled algae are consumed before they can be distinguished from other algae and thus their establishment is prevented (Carpenter 1986; Lewis 1986).

Of the main grazing fish groups in Indo-Pacific coral reef systems, the families Acanthuridae (surgeonfish), Siganidae (rabbitfish) and Scaridae (parrotfish) are predominantly grazers, while the Pomacentridae (damselfish) include many grazing taxa. Acanthurids and scarids reduce algal growth (Bellwood *et al.* 2004, Mumby *et al.* 2006), and the latter also clear substratum for coral recruits by their excavating feeding activity (Bellwood *et al.* 2004). Grazing damselfish keep algae cropped and promote high algal diversity (Hixon and Brostoff 1996). Fished coral reefs have a higher abundance of fleshy algae, probably caused by a lower abundance of herbivorous fishes (McClanahan *et al.* 1996).

Whilst there have been numerous studies of herbivorous fish biomass and benthic cover on coral reefs, few have been conducted in Madagascar. Benthic communities and physical structure of the Grand Récif de Tulear were investigated in the 1960s and early 1970s (Mauge 1967; Pichon 1971; Harmelin-Vivien 1977, 1979). This barrier reef forms part of a larger coral reef system that stretches for

over 450 km in the south-west of Madagascar. Few marine ecological studies have been undertaken in the intervening decades and little attention was given to Madagascar's south western reef system until the recent initiation of several marine conservation programmes in the region (Gillibrand *et al.* 2007; Nadon *et al.* 2007). Recent investigations in the region of Andavadoaka, some 200 km north of Toliara in south-west Madagascar, have revealed reef fish species richness and trophic pyramids that resemble other less impacted reefs in the western Indian Ocean region (Gillibrand *et al.* 2007). These findings suggest that reduced fishing pressure retains greater fish assemblage diversity, indicating that fishing pressure plays an important role in regulating species diversity and abundance on these reefs (Harris *et al.* 2010, Gillibrand *et al.* 2007, Nadon *et al.* 2007).

Nadon *et al.* (2007) also found that offshore patch reefs, subjected to lower fishing effort than nearshore fringing reefs, supported a higher abundance of fish and greater hard coral cover than other geomorphological reef types in the Andavadoaka region. In fact, the fish populations on these patch reefs were more abundant than those found in both protected and unprotected areas of Kenya and Tanzania, while the more impacted fringing and barrier reefs of Andavadoaka supported similar abundances to those found on comparable reefs in Kenya and Tanzania (McClanahan *et al.* 1999; Nadon *et al.* 2007). While fish abundance and diversity have been investigated in south-west Madagascar, few studies to date have focused on exploitation and habitat health on fish biomass. Newman *et al.* (2006) showed that increased fish biomass suppressed algal abundance; it is thus hypothesised that reefs with low fishing pressure have a higher herbivorous fish biomass and hard coral cover.

Marine protected areas (MPAs) have been developed worldwide in an effort to protect coral reef communities from anthropogenic pressures. Indeed, MPAs can be highly effective in protecting fish stocks, with a rapid rise in species richness post closure (Russ and Alcala 2004; McClanahan *et al.* 2007). Kenyan MPAs have recorded rapid increases in scarids

following closure of reefs to fishing, followed by a slower rise in acanthurids, and a shift in the benthic community towards an increasing dominance of calcifying algae with duration of closure (McClanahan *et al.* 2007). However, attainment of ecological states similar to those of unfished reefs takes considerable time, particularly on heavily impacted reefs where fishing continues adjacent to a protected area (Russ and Alcalá 2004; Abesamis and Russ 2005; McClanahan *et al.* 2007). Since the protection of herbivorous fish appears vital to the health of coral reefs (Choat 1991; Polunin and Klumpp 1992), we investigated herbivorous fish biomass in the Andavadoaka region of south-west Madagascar relative to benthic cover, reef geomorphology and fishing pressure (measured as distance from the village). This provided ecological information on herbivorous fish communities relevant to the proposed protection and management of coral reefs in the area.

MATERIALS AND METHODS

Study Site

Andavadoaka village is situated on the south-west coast of Madagascar facing the Mozambique Channel (Fig. 1). The reefs of Andavadoaka comprise offshore barrier reef fragments, nearshore coastal fringing reefs and lagoonal patch reefs. A broken line of sand islands and cays form the boundary of an approximately 8 km wide lagoon, 10-30 m deep. The islands are characterised by a fringing barrier reef on their seaward side protecting the lagoon, within which are located a number of patch reefs at depths of 5-25 m. Coastal fringing reefs run adjacent to the coast on the shoreward side of the lagoon.

Andavadoaka and 23 surrounding villages collectively manage the Velondriake Locally-Managed Marine Area (LMMA), incorporating a network of protected coral reefs, seagrass beds and mangroves. Velondriake's aim is to protect the region's fisheries and ecosystems from increasing fishing pressure, driven by increases in the coastal population and a shift from subsistence to market-driven fisheries

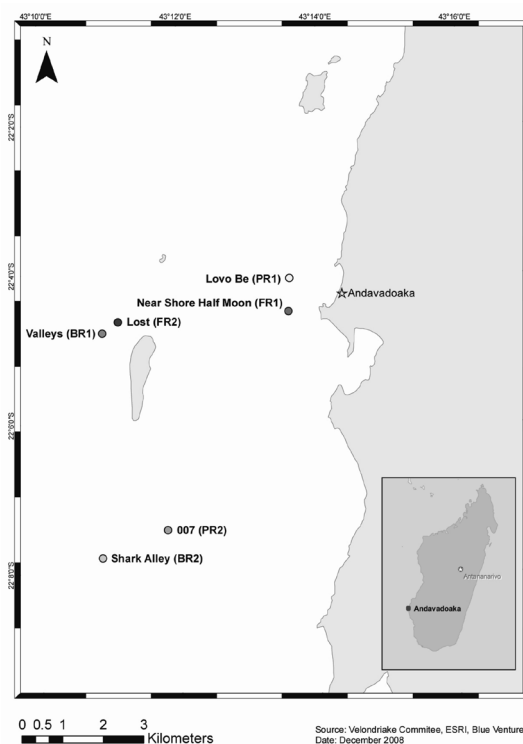


Figure 1. Map of study location with survey sites and the village of Andavadoaka. PR1 and PR2 = patch reefs, FR1 and FR2 = nearshore fringing reefs, BR1 and BR2 = offshore (barrier) fringing reefs.

Assessing herbivorous fish biomass

The biomass of Acanthuridae, Pomacentridae, Siganidae and Scarinae was surveyed using SCUBA along ten replicate transects at six sites (Table 1). The six reef sites comprised three geomorphological reef types: patch reefs (PR1 & 2), nearshore fringing reefs (FR1 & 2), and offshore (barrier) fringing reefs (BR1 & 2) (Table 2, Fig. 1). Each transect was 20 m x 5 m and fish were counted up to 5 m above the reef. Transect length was limited to 20 m due to the small size of 'sausage-shaped' patch reefs in the area. Transects were placed randomly on the reefs at a depth of between 8 and 12 m. Fish were identified to family level, counted and their fork length was estimated (± 10 mm) visually. Surveyors were trained in length estimation using the fiddlesticks technique (English *et al.* 1997). All species were identified in each target family with the exception of the family Acanthuridae; here only species classified as browsers, grazers or grazers/

detritivores were included in the study (Table 1) (Choat 1991, Choat and Clements 1998, Choat *et al.* 2002, Myer 1991, Robertson *et al.* 1979). While grazers/detritivores consume only a small amount of algae, many are abundant schooling species and, as such, consume significant amounts of turf algae (Choat 1991, Choat and Clements 1998, Choat *et al.* 2002, Myer 1991, Robertson *et al.* 1979, Sommer *et al.* 1996). Pomacentrids classified as mainly algal feeders were included in the survey (Table 1) (Frédérich *et al.* 2009). A three

minute acclimatisation period was adhered to before commencing the survey to reduce disturbance from placement of the transect line. Counts were undertaken by swimming at a slow, constant speed along the transect line, recording all target fish observed.

Assessing benthic cover

Benthic cover was surveyed using linear Point Intercept Transects (PITs) conducted by SCUBA (English *et al.* 1997). A 10 m taught transect was laid out at a depth of 8 to 15

Table 1. Fish species observed and included in the study on Andavadoaka reefs, with their trophic category.

Family	Species	Trophic group	Source
Acanthuridae	<i>Acanthurus dussumieri</i>	Grazers/detritivores	Myer 1991
	<i>Acanthurus leucosternon</i>	Grazers/detritivores	Robertson <i>et al.</i> 1979
	<i>Acanthurus nigricauda</i>	Grazers/detritivores	Choat <i>et al.</i> 2002
	<i>Acanthurus nigrofuscus</i>	Grazers/detritivores	Myer 1991
	<i>Naso brevirostris</i>	Browsers	Choat & Clements 1998, Choat <i>et al.</i> 2002
	<i>Naso lituratus</i>	Browsers	Choat & Clements 1998
	<i>Naso unicornis</i>	Browsers	Choat 1991, Choat & Clements 1998, Choat <i>et al.</i> 2002
	<i>Zebrasoma desjardini</i>	Grazers/detritivores	Choat 1991
	<i>Zebrasoma scopas</i>	Grazers/detritivores	Choat 1991, Choat <i>et al.</i> 2002, Robertson <i>et al.</i> 1979)
Pomacentridae	<i>Amphiprion akallopisos</i>	Grazers/detritivores	Frédérich <i>et al.</i> 2009
	<i>Plectroglyphidodon lacrymatus</i>	Grazers	Choat 1991, Frédérich <i>et al.</i> 2009
	<i>Pomacentrus baenschii</i>	Grazers/detritivores	Frédérich <i>et al.</i> 2009
Siganidae	<i>Siganus argenteus</i>	Grazers/detritivores	Choat 1991, Choat <i>et al.</i> 2002
	<i>Siganus sutor</i>	Grazers/detritivores	Choat 1991, Choat <i>et al.</i> 2003
Scaridae	<i>Cetoscarus bicolor</i>	Scrapers/small excavators	Bellwood and Choat 1990
	<i>Scarus ghobban</i>	Scrapers/small excavators	Bellwood and Choat 1990
	<i>Scarus niger</i>	Scrapers/small excavators	Bellwood and Choat 1990
	<i>Scarus rubroriolaceus</i>	Scrapers/small excavators	Bellwood and Choat 1990
	<i>Scarus sordidus</i>	Scrapers/small excavators	Sommer <i>et al.</i> 1996

Table 2. Reefs surveyed at Andavadoaka with information on reef type and number of point intercept transects per site.

Site name	Reef type	Site abbreviation	Number of benthic PITs
Nearshore Half Moon	Nearshore fringing reefs	FR1	9
Lost		FR2	6
Love Be	Patch reefs	PR1	3
007		PR2	10
Valleys	Offshore (barrier) fringing reefs	BR1	9
Shark Alley		BR2	10

m, continuous with the substratum. The benthic community or substratum underlying each 20 cm marker was recorded, yielding 50 points per 10 m transect. The number of replicate transects varied between 3 and 10 per site (Table 2). Mean cover of hard coral (HC), macroalgae (MA) and turf algae (TA) (thin algal filaments <1 cm long) were calculated per site (Fig. 2).

Analytical methods

Fish biomass values were calculated from length estimates using published length-weight conversions for each family (Table 3) (Kochzius 1997, Letoumeur 1998, Letoumeur *et al.* 1998, Murty 2002). These values were multiplied by the number of fish of each size, providing an estimate of total biomass ($\text{g}\cdot\text{m}^{-2}$) per family for each transect. Mean biomass (\pm standard error) was calculated for each site in $\text{g}\cdot 100\text{ m}^{-2}$ for each family.

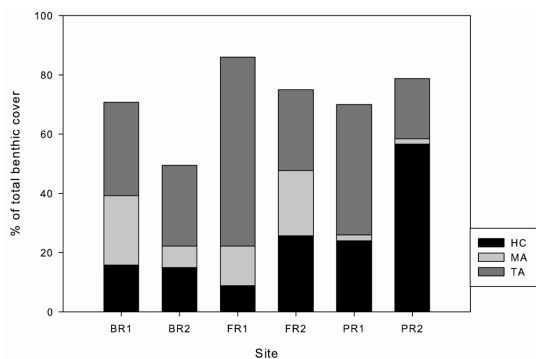


Figure 2. Hard coral, macroalgae and turf algae as a percentage of total benthic cover per site on the Andavadoaka reefs. FR1=Nearshore Half Moon, FR2=Lost, PR1=Lovo Be, PR2=007, BR1=Valleys, BR2=Shark Alley.

One-way ANOVA was performed per site for biomass of each family and total biomass (all families). ANOVA was also conducted on numerical density data (numbers of fish per m^2). Significant ANOVA results ($p < 0.05$) were subjected to post-hoc analysis (Tukey Honestly Significant Difference with a family-wise error of 5%) to identify differences in mean biomass and mean abundance between sites. Kruskal-Wallis (KW) tests were used where the assumptions underpinning ANOVA analysis were not met, this being done when the residuals were highly skewed. Post-hoc analysis was not performed when differences were not significant.

Step-wise backward regression was used to assess the impact of the following variables on the biomass and abundance of each of the four fish families, and on their total biomass and total abundance: HC, MA, TA, the distance from Andavadoaka village in kilometres (DIST) and reef type. The regression model considers Reef Type 1 (fringing reef) as baseline, with the coefficient of Reef Type 2 (patch reef) indicating the difference between reef types 1 and 2. Similarly the coefficient of Reef Type 3 (barrier reef) indicates the difference between reef types 3 and 1. The samples size for the regression models was 60. Minitab™ v.15 was used to perform all statistical analyses.

Fish community data were examined for patterns associated with site characteristics using two techniques. The

Table 3. Constants used to estimate biomass (M) from length (LT) for major families of grazing fish on Andavadoaka reefs according to the formula $M=aLT^b$.

Family	Species	a	b	Source
Acanthuridae	<i>Acanthurus fuscus</i>	0.0089	3.278	Letourneur, 1998
Pomacentridae	<i>Pomacentrus coelestis</i>	0.037	2.63	Kochzius, 1997
Scaridae	<i>Scarus ghobban</i>	0.0233	2.919	Murty, 2002
Siganidae	<i>Siganus fuscescens</i>	0.0162	3.01	Letourner <i>et al.</i> , 1998

six sites were assigned distance categories of Near (1.19 & 1.25 km), Medium (5.39 & 5.83 km) and Far (7 & 8.61 km) from dependent human communities and tested within a similarity matrix of sites based on Bray Curtis similarity measures of square root-transformed abundance and biomass data derived from one-way Analysis of Similarity using Primer v6 (Primer-E Ltd). Spearman's rank correlations were also determined between the above matrices and a matrix of normalized Euclidean distance similarity measures of the sites derived from distance from human community (km) data, hard coral cover (%), macroalgal cover (%) and turf algal cover (%) using the BIO-ENV procedure in Primer v6 .

RESULTS

Total herbivore biomass differed significantly between sites (ANOVA, $F_{\text{site}}(5,54) = 8.84$, $p < 0.001$ and KW, $H_{\text{site}}(5) = 27.536$, $p < 0.001$). PR2 was the most different, having a significantly higher herbivorous fish biomass than all the other sites (Fig. 3a, Table 4). PR2 also had a higher pomacentrid and acanthurid biomass (apart from BR2 in the latter case) than all the other sites.

The regression model revealed that the herbivorous fish biomass increased with increasing distance from the nearest village ($p = 0.002$) and with increasing percentage hard coral cover ($p < 0.001$). Turf algae and macroalgal cover did not contribute significantly to observed patterns of variance in total biomass between sites.

The biomass of Acanthuridae (ANOVA, $F(5,54) = 7.793$, $p < 0.001$) was significantly correlated with location, with PR2 exhibiting a higher acanthurid biomass than all survey sites apart from BR2 where no difference

was observed (Fig. 3b). The biomass of each family was tested against the pre-determined factors, the significant factors being displayed in Table 5. Acanthurid biomass increased with increasing distance from shore ($p = 0.001$) and with percentage of hard coral cover ($p < 0.001$). Pomacentrid (ANOVA, $F_{\text{site}}(5,54) = 4.933$, $p < 0.001$ and KW, $H_{\text{site}}(5) = 13.723$, $p = 0.017$) biomass also manifested significant differences between sites, with PR2 having a significantly higher biomass than all other sites (Fig. 3c). The regression model revealed that pomacentrid biomass increased with increased percentage of hard coral cover ($p < 0.001$).

There were no differences in siganid and scarid biomass between sites (ANOVA, $F_{\text{site}}(5,54) = 1.294$, $p = 0.280$ and KW, $H_{\text{site}}(5) = 8.887$, $p = 0.114$, Fig. 3d; and ANOVA, $F_{\text{site}}(5,54) = 2.231$, $p = 0.056$, Fig. 3e respectively). However, the siganid biomass decreased with distance from the shore ($p=0.019$) and the scarid biomass ($p = 0.002$) decreased as the percentage cover of turf increased. One replicate at FR1 had a much higher biomass and abundance of siganids than any other site or replicate, and one replicate at BR1 had a much higher scarid biomass and abundance than any other site or replicate. When these abnormal values were included in the data-set they influenced the results, giving rise to inaccurate conclusions; these outliers were thus excluded from the analyses.

Total fish abundance varied between sites (ANOVA, $F_{\text{site}}(5,54) = 34.23$, $p < 0.001$). While there were differences between several sites (Table 4), PR2 displayed higher abundance than all other sites (Tukey HSD, all p values < 0.001 Fig. 3f). In contrast FR1 had a significantly lower herbivorous fish abundance than all sites apart from PR1. Acanthurid

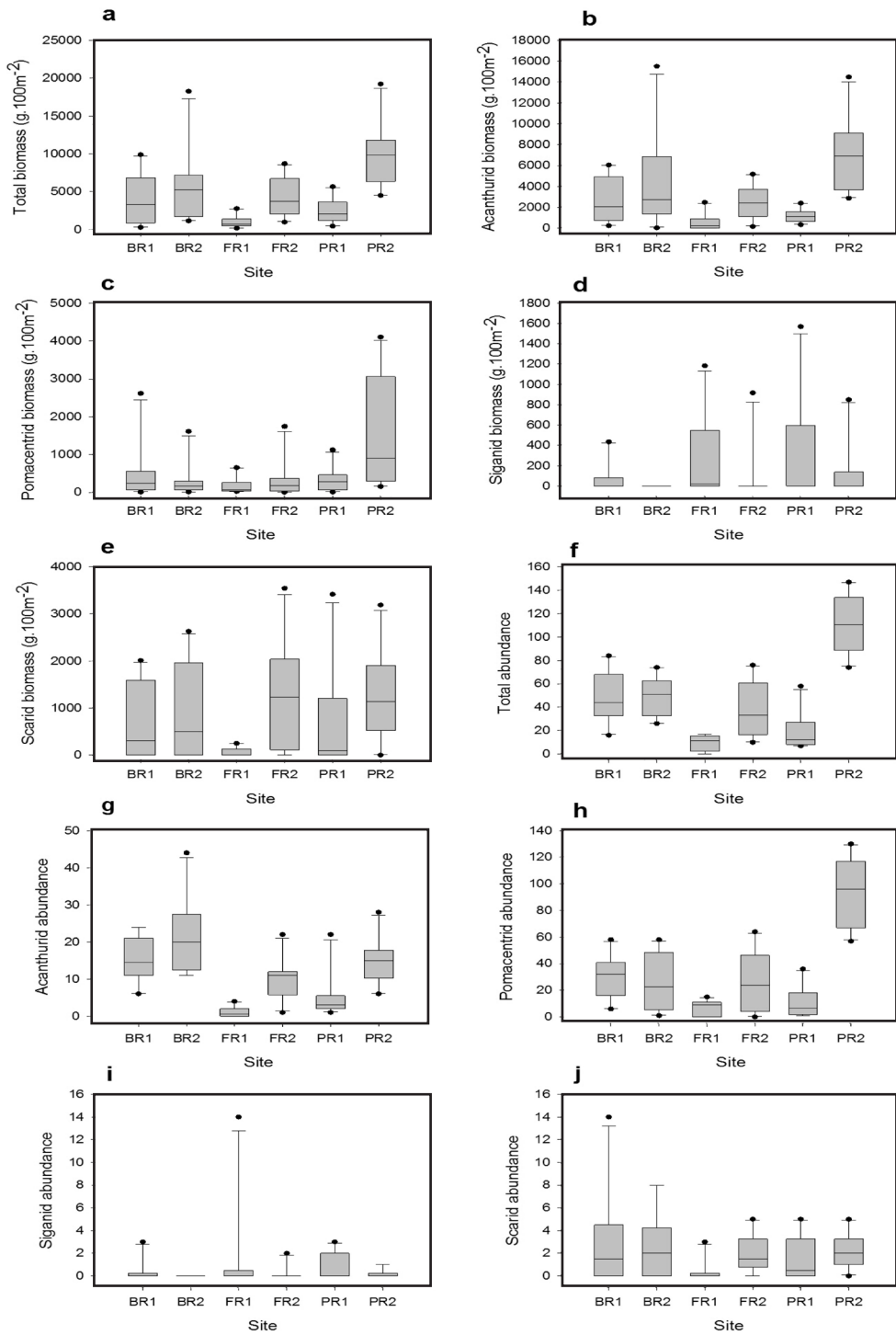


Figure 3. Box plots of biomass (a-e) (g.100 m⁻²) and abundance (f-j) (individuals.100 m⁻²) for each fish family on the Andavadoaka reefs. The data are ordered and split into quartiles, the middle line being the median. • = outliers. Note that the scale of the Y axes are different.

Table 4. Pairs of sites with significant mean differences in fish family biomass (g.100m⁻²) or abundance, using the Tukey Honestly Significantly Difference Post-Hoc Test with a family-wise error rate of 5%.

Total Biomass			
Sites	Mean difference	Range	P-value
PR2-FR1	8972.39	(4621.21, 13323.57)	<0.0001
BR2-FR1	4622.81	(271.64, 8973.99)	0.0311
PR2-FR2	5852.83	(1501.65, 10204.00)	0.0028
PR2-PR1	7441.43	(3090.25, 11792.60)	<0.0001
BR1-PR2	-6148.5	(-10499.67,-1797.32)	0.0015
BR2-PR2	-4349.58	(-8700.75, 1.60)	0.0501
Acanthurid biomass			
Sites	Mean difference	Range	P-value
PR2-FR1	6447.2	(2916.10, 9978.29)	<0.0001
BR2-FR1	3935.33	(404.23, 7466.43)	0.0206
PR2-FR2	4515.87	(984.77, 8046.97)	0.0051
PR2-PR1	5794.82	(2263.72, 9325.92)	0.0002
BR1-PR2	-4396.23	(-7927.33, -865.13)	0.0068
Pomacentrid biomass			
Sites	Mean difference	Range	P-value
PR2-FR1	1432.26	(427.23, 2437.25)	0.0013
PR2-FR2	1278.5	(273.49, 2283.51)	0.0054
PR2-PR1	1289.67	(284.66, 2294.68)	0.0049
BR1-PR2	-1110.81	(-2115.82, -105.80)	0.0222
BR2-PR2	-1309.62	(-2314.64, -304.61)	0.0041
Siganid Biomass			
NA – equal mean counts			
Scarid Biomass			
Sites	Mean difference	Range	P-value
FR2-FR1	1196.21	(-27.21, 2419.64)	0.0588
PR2-FR1	1206.36	(-17.07, 2429.79)	0.0554
Total abundance			
Sites	Mean difference	Range	P-value
FR2-FR1	28.5	(3.317, 53.683)	0.0179
PR2-FR1	100	(74.817, 125.183)	<0.0001
BR1-FR1	38.8	(13.617, 63.983)	0.0004
BR2-FR1	39.9	(14.717, 65.083)	0.0003
PR2-FR2	71.5	(46.317, 96.683)	<0.0001
PR2-PR1	91.3	(66.117, 116.483)	<0.0001
BR1-PR1	30.1	(4.917, 55.283)	0.0105
BR2-PR1	31.2	(6.017, 56.383)	0.0072
BR1-PR2	-61.2	(-86.383, -36.017)	<0.0001
BR2-PR2	-60.1	(-85.283, -34.917)	<0.0001
Acanthurid abundance			
Sites	Mean difference	Range	P-value
FR2-FR1	8.8	(0.202, 17.398)	0.042
PR2-FR1	14	(5.402, 22.598)	0.0002
BR1-FR1	14.1	(5.502, 22.698)	0.0002
BR2-FR1	20.4	(11.802, 28.998)	<0.0001
BR2-FR2	11.6	(3.002, 20.198)	0.0027
PR2-PR1	9.9	(1.302, 18.498)	0.0152
BR1-PR1	10	(1.402, 18.598)	0.0138
BR2-PR1	16.3	(7.702, 24.898)	<0.0001
Pomacentrid abundance			
Sites	Mean difference	Range	P-value
PR2-FR1	85.7	(61.217, 110.183)	<0.0001
PR2-FR2	66.1	(41.617, 90.583)	<0.0001
PR2-PR1	81.3	(56.817, 105.783)	<0.0001
BR1-PR2	-62.4	(-86.883, -37.917)	<0.0001
BR2-PR2	-66.9	(-91.383, -42.417)	<0.0001
Siganid abundance			
NA – equal mean counts			
Scarid abundance			
NA – equal mean counts			

abundance was significantly lower at FR1 compared to all other sites, apart from PR1. Although the pomacentrid abundance was higher at PR2 than any other site, there were no distinct patterns between sites in the other fish families. Total fish abundance was found to increase with distance from shore ($p < 0.001$) and percentage of hard coral cover ($p < 0.001$).

The mean abundance of Siganidae and Scaridae did not differ significantly between sites (ANOVA, $F_{\text{site}}(5,53) = 1.383$, $p = 0.245$; KW, $H_{\text{site}}(5) = 6.566$, $p = 0.255$, Fig. 3i; and $F_{\text{site}}(5,53) = 1.549$, $p = 0.191$, Fig. 3j respectively). However, siganid abundance increased as the percentage cover of algal turf increased ($p = 0.002$), while scarid abundance decreased with increasing algal turf ($p = 0.032$). No other factor contributed to the observed patterns in either siganid or scarid abundance.

A single factor ANOSIM based on distance zone (Near, Medium and Far) revealed a significant effect (Global $R = 0.182$, $p = 0.001$), with pairwise tests showing significant differences between Near and Medium ($R = 0.135$, $p = 0.003$), Near and Far ($R = 0.352$, $p = 0.001$) and Medium and Far reefs ($R = 0.065$, $p = 0.039$) for square root-transformed fish biomass.

Trajectory plots for the four families revealed that the more distant sites were characterized by a greater biomass of scarids and acanthurids, with siganids and pomacentrids being more evenly distributed (Fig. 4).

Multivariate investigations of community data (correlations between resemblance matrices based on Bray-Curtis similarities in square root-transformed biomass and abundance values and a resemblance matrix based on Euclidean distances of normalized values) for the site variables: distance from Andavadoaka village, hard coral cover, macroalgae and turf algae were generally weak. Turf algal cover (r_s , 0.416) yielded the highest correlation coefficient and the interaction between turf algal cover \times distance from human communities followed a close second (r_s , 0.414). While, the sensitivity of these analyses is somewhat compromised by the environmental data being derived from single assessments of each reef rather than each fish transect, as the relationships investigated were, in the main, of qualitative differences between reefs rather than ecological associations between the fish families and their habitat, we feel the tests were adequate for our purposes.

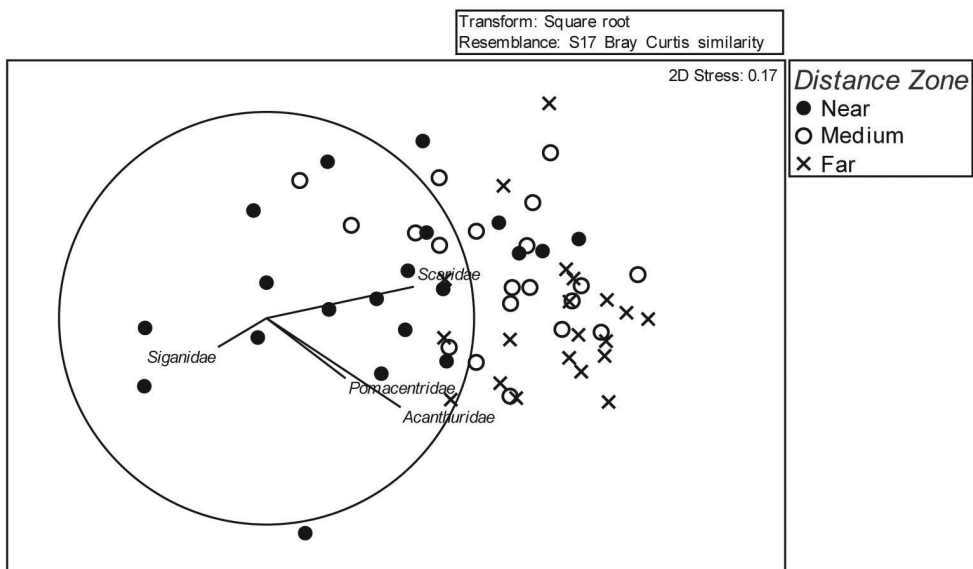


Figure 4. MDS plot of square root-transformed biomass values using Bray Curtis similarity for four fish families on coral reefs near (1.19 & 1.25 km), medium (5.39 & 5.83 km) and far (7 & 8.61 km) from Andavadoaka, with a vector plot for each family.

Table 5. Significant factors for each herbivorous fish family in terms of biomass (g.100m⁻²) and abundance. Intercept, baseline biomass or abundance when the other explanatory variables have been taken into account; Distance is that from the shore in kilometres; Hard is the % hard coral cover; Turf is the % turf cover; 'Reef Type 2' takes the value one if the site is a Patch reef, and zero otherwise; 'Reef Type 3' takes the value one if the site is a Barrier reef, and zero otherwise; Reef type 1 (fringing reef) is the reference reef.

Type	Species	Explanatory variable	Mean	SD	P-value
Biomass	Total	Distance	420.75	130.07	0.002
		Hard	110.9	25.32	<0.0001
	Acanthuridae	Distance	264.3	78.72	0.0014
		Hard	64.16	15.35	0.0001
	Pomacentridae	Hard	24.322	3.374	<0.0001
	Siganidae	Intercept	321.71	83.33	0.0003
		Distance	-35.94	14.84	0.0186
	Scaridae	Intercept	1739.7	313.001	<0.0001
		Turf	-26.01	8.123	0.0022
	Abundance	Total	Intercept	-20.53	5.9522
Hard			2.568	0.2362	<0.0001
Reef Type 2			-19.02	8.1916	0.0239
Reef Type 3			29.966	6.1424	<0.0001
Acanthuridae		Distance	2.3294	0.1496	<0.0001
Pomacentridae		Intercept	-78.79	24.1012	0.0019
		Hard	3.1371	0.4406	<0.0001
		Turf	0.8974	0.3704	0.0187
		Reef Type 2	-24.98	8.6416	0.0055
		Reef Type 3	31.666	8.8714	0.0008
Siganidae		Turf	0.0082	0.002556	0.0021
Scaridae		Intercept	3.6507	0.85078	<0.0001
		Turf	-0.049	0.02208	0.032

DISCUSSION

As all sites manifested significant differences in herbivorous fish biomass and abundance and there was no significant relationship between the reef types, it is assumed that a factor other than reef geomorphology was responsible for the observed differences in herbivorous fish populations in the region of Andavadoaka. While Nadon *et al.* (2007) found that fish abundance and diversity were higher on patch reefs, all the patch reef sites surveyed in their study were located in close vicinity to PR2 and are known to have high coral cover. The current study covered two patch reefs geographically separated from each other by a sandy lagoon, and herbivorous fish biomass was not found to differ between reef types.

Although the pomacentrid abundance was higher on patch reefs than that of other reef types, hard coral cover was found to be a more important factor than reef type. It is suggested that the higher abundance recorded on patch reefs in the Nadon *et al.* (2007) study resulted from site selection rather than reef type. A larger number of each reef type in different areas of the lagoonal system would be needed to validate this assumption.

Over-fishing and coral bleaching pose the most serious threats to the reefs of Andavadoaka (Nadon *et al.* 2007). Fishers in the study area use pirogues, on which sails are used only when conditions are appropriate. In adverse conditions, fishers are restricted to paddling. Scarinae, Siganidae and Acanthuridae are preferred food fish in

the area and are targeted when spear fishing, although fishing methods mainly consist of nets, which are indiscriminate in their catch. The biomass and abundance of herbivorous fish in this study increased with increasing distance from the village, which is probably attributable to the increased time needed for fishers to reach fishing grounds on distant reefs. These results suggest that fishing pressure may be having an adverse effect on the herbivorous fish biomass and abundance on some reefs in the region.

PR2 had a higher fish biomass and abundance than all the other sites, particularly of acanthurids and pomacentrids, despite this reef not being the furthest offshore. McClanahan *et al.* (1999) found that acanthurids were susceptible to fishing pressure on Tanzanian reefs, and are reduced in biomass and abundance as fishing pressure increases (McClanahan *et al.* 1999). Acanthurid biomass at PR2 ($698.62 \text{ kg ha}^{-1}$) was much higher than that on reefs inside or outside Tanzanian MPAs (116.1 kg ha^{-1} and 32.4 kg ha^{-1} respectively; McClanahan *et al.* 1999). PR2 had a markedly higher biomass ($1000.01 \text{ kg ha}^{-1}$) compared to FR1 (75.05 kg ha^{-1}), the reef closest to the village that is known to be heavily fished. This observation can be explained by very low fishing effort at PR2, which is a small patch reef lying approximately seven km from shore in a 15-30 m deep lagoon. The small size of this reef and the depth of the surrounding lagoon make this reef difficult to locate unless the sea state is calm, with exceptional visibility. Such conditions are rare.

It is a commonly-held belief that grazing fish maintain algal turfs (Nystrom and Folke 2001; Bellwood *et al.* 2004) and, as such, a greater cover of algal turf should support a greater biomass of grazers (Graham *et al.* 2008). This study detected no increase in the herbivorous fish biomass with increased algal turf cover. Other studies have also failed to find evidence of an increase in herbivorous fish biomass or abundance with increasing turf algae (Spalding and Jarvis 2002; Russ 2003). It has been suggested that the high productivity of algal turfs, rather than their standing crop, supports a high biomass of

herbivorous fish (Carpenter 1986; McCook 1999; Russ 2003). Ledlie *et al.* (2007) found that, whilst herbivorous fish are considered to play an important role in promoting coral reef recovery in the event of coral loss (Bellwood *et al.* 2003), grazing fish at Cousin Island, Seychelles, were unable to restrict macroalgae after coral loss. Abundant algal cover may exceed the ability of grazers to keep it cropped (Williams *et al.* 2001). In turn, an increased abundance of macroalgae on a reef decreases the chances of a return to coral dominance (Ledlie *et al.* 2007). Mumby (2006) highlighted the importance of managing scarid populations, since a depletion of scarids may result in a dramatic reduction in coral production and, as such, reef rugosity (Sale *et al.* 2005). The decrease in scarid biomass and abundance observed in this study as algal turf increased, suggests that scarids either avoid or are excluded from areas of high algal turf cover. While fishing has been identified as the main cause for a reduction in scarid populations (Mumby 2006; Jennings *et al.* 1995), rugosity is also known to have a positive influence (Mumby and Wabnitz 2002), in part explaining the paucity of scarids in areas of high turf algal biomass where substratum complexity is low.

Steps have been taken to reduce fishing effects on the reefs of Andavadoaka through the promulgation of MPAs. These have proven effective in reducing fishing effects at a local scale (Jennings *et al.* 1996; Halpern 2003) and maintaining a high biomass and diversity of herbivorous fish (Jennings *et al.* 1996). In Kenya, 52 of 110 fish species found in protected areas were absent on heavily-fished reefs (McClanahan 1994). Numerous studies have shown that a higher fish biomass and abundance is found in areas of low fishing intensity, or where there are adequate marine protected areas relative to harvested areas (Jennings *et al.* 1996; Russ *et al.* 2005; Newman *et al.* 2006; McClanahan *et al.* 2007). Scarids, which were low in biomass in the Andavadoaka region (81.04 kg ha^{-1}), have been recorded with a much higher biomass in MPAs (247.6 kg ha^{-1}) compared to fished areas (29.3 kg ha^{-1}) on Tanzanian reefs (McClanahan *et al.* 1999).

Protected areas, however, are not immune from broad-scale environmental changes such as increases in sea surface temperature that cause coral bleaching (Graham *et al.* 2007, Jones *et al.* 2004). Reefs in Andavadoaka are thought to have been severely affected by the 1998 coral bleaching event (Harding *et al.* 2006). Bleached reefs can maintain abundant and diverse fish assemblages, as long as reef structure is maintained (Lindal *et al.* 2001). For example, a Tanzanian reef underwent a 39% increase in herbivore biomass in the immediate aftermath of a large coral mortality caused by the 1998 El Niño Southern Oscillation (ENSO) event (Graham *et al.* 2008, Lindal *et al.* 2001). However, dead coral skeletons are more susceptible to physical disturbances as well as biological and mechanical erosion than live coral colonies. Once dead corals have been reduced to rubble, fish abundance and diversity decrease markedly (Graham *et al.* 2007, Graham *et al.* 2006, Sano *et al.* 1987). Studies have suggested that the three-dimensional complexity of reefs with high hard coral cover favours large and diverse populations of herbivorous fish (Graham *et al.* 2008, Graham *et al.* 2007, Roberts and Ormond 1987). In the present study, herbivorous fish biomass and abundance increased with increased hard coral cover, and acanthurids and pomacentrids increased significantly in both biomass and abundance with a higher cover of hard coral. FR1, on the other hand, is a heavily degraded site which has lost a considerable amount of its three-dimensional structure (Nadon *et al.* 2007), and it displayed the lowest herbivorous fish biomass and abundance of all survey sites.

Graham *et al.* (2007) found that a loss of structural complexity due to coral bleaching posed one of the biggest threats to fish communities in the Seychelles. The protection of areas that have manifested resilience or high recovery rates from coral bleaching has been recommended (Graham *et al.* 2008, Graham *et al.* 2007). PR2, which was heavily bleached in the 1998 bleaching event, has shown unusually high recovery, suggesting it is more resilient than other

reefs in the area. This may be due to its high abundance of herbivorous fish which can control algal growth and increase the chances of coral recovery (Paddock *et al.* 2006). Studies have shown that grazing fish can exclude macroalgae on reefs with 40% hard coral cover and healthy populations of other invertebrates by keeping it cropped (Williams *et al.* 2001). PR2 was the only study reef with $\geq 40\%$ hard coral cover; it also had a significantly higher biomass and abundance of herbivorous fish than all other sites, including both acanthurids and pomacentrids. PR2 was protected in an MPA in 2009. This reef may prove to be an important area for protection given its high coral cover, post-bleaching recovery and high biomass and abundance of herbivorous fishes. Previous studies have also found a greater abundance and diversity of fishes at this reef, attributed to lower fishing intensity (Gillibrand *et al.* 2007; Nadon *et al.* 2007). Protection of the associated mangroves and seagrass beds is also planned to provide refugia for juvenile fish in Andavadoaka and its surrounding villages, thereby increasing recruitment to reefs (Mumby and Steneck 2008). However, it is important that the areas outside the MPAs are also managed as the MPAs in the region are small and still prone to stress from the surrounding areas.

Acknowledgments—The authors would like to thank Blue Ventures for funding this study and all the staff of Blue Ventures in Andavadoaka, Madagascar, for their support, especially George Manahira, Frances Humber and Rajha Roy.

REFERENCES

- Abesamis RA, Russ GR (2005) Density-dependent spillover from marine reserve: long-term evidence. *Ecological Applications* 15: 1798-1912
- Bellwood DR, Choat JH (1990) A functional analysis of grazing in parrotfishes (family Scaridae): the ecological implications. *Environmental Biology of Fishes* 28: 189-214

- Bellwood DR, Hoey AS, Choat JH (2003) Limited functional redundancy in high diversity systems: resilience and ecosystem function on coral reefs. *Ecology Letters* 6: 281-285
- Bellwood DR, Hughes TP, Folke C, Nystrom M (2004) Confronting the coral reef crisis. *Nature* 429: 827-833
- Carpenter RC (1986) Partitioning herbivory and its effects on coral reef algal communities. *Ecological Monographs* 56: 345-363
- Carpenter RC (1990) Mass mortality of *Diadema antillarum*. I Long-term effects on sea urchin population-dynamics and coral reef algal communities. *Marine Biology* 104: 67-77
- Choat JH (1991) The biology of herbivorous fishes on coral reefs. In: Sale PF (ed) *The ecology of fishes on coral reefs*. Academic Press, San Diego, pp 120-155
- Choat JH, Clements K (1998) Vertebrate herbivores in marine and terrestrial environments: a nutritional ecology perspective. *Annual Review of Ecology and Systematics* 29: 375-403
- Choat JH, Clements KD, Robbins WD (2002) The trophic status of herbivorous fishes on coral reefs. 1. Dietary analyses. *Marine Biology* 140: 613-623
- English S, Wilkinson CR, Baker U (1997) *Survey manual for tropical marine resources* (2nd edition). Australian Institute of Marine Science (Townsville)
- Frédérich B, Fabri G, Lepoint G, Vandewalle P, Parmentier E (2009) Trophic niches of thirteen damselfishes (Pomacentridae) at the Grand Recif of Toliara, Madagascar. *Ichthyological Research* 56: 10-17
- Gillibrand CJ, Harris AR, Mara E (2007) Inventory and spatial assemblage study of reef fish in the area of Andavadoaka, South-West Madagascar (Western Indian Ocean). *Western Indian Ocean Journal of Marine Science* 6: 183-197
- Graham NAJ, Wilson SK, Jennings S, Polunin NVC, Bijoux JP, Robinson J (2006) Dynamic fragility of oceanic coral reef systems. *Proceedings of the National Academy of Science of the United States of America* 103: 8425-8429
- Graham NAJ, Wilson SK, Jennings S, Polunin NVC, Robinson J, Bijoux JP, Daw TM (2007) Lag effects in the Impacts of Mass Coral Bleaching on Coral Reef Fish, Fisheries, and Ecosystems. *Conservation Biology* 21: 1291-1300
- Graham NAJ, McClanahan TR, MacNeil MA, Wilson SK, Polunin NVC, Chabanet P, Clark S, Spalding MD, Letourneur Y, Bigot L, Galzin R, Öhman MC, Garpe KC, Edwards AJ, Sheppard CRC (2008) Climate Warming, Marine Protected Areas and the Ocean-Scale Integrity of Coral Reef Ecosystems. *PLoS one* 3: e3039
- Halpern BS (2003) The impact of marine reserves: do reserves work and does reserve size matter? *Ecological Applications* 13: S117-S137
- Harding S, Randriamanantsoa B, Hardy B, Curd A (2006) *Coral Reef Monitoring and Biodiversity Assessment to support the planning of a proposed MPA at Andavadoaka*. Wildlife Conservation Society, Blue Ventures
- Harmelin-Vivien ML (1977) Ecological distribution of the fishes on the outer slope of Tulear reef (Madagascar) *Proceedings of the 3rd International Coral Reef Symposium*: 289-295
- Harmelin-Vivien ML (1979) *Ichtyofaune des récifs coralliens en France Outre-Mer*. ICRI. Doc Secrétariat d'Etat à l'Outre-Mer et Ministère de l'Aménagement du Territoire et de l'Environnement, 136 pp
- Harris A, Manahira G, Sheppard A, Gough C, Sheppard C (2010) Demise of Madagascar's one great barrier reef – change in coral reef condition over 40 years. *Atoll Research Bulletin* (574) : 1-16

- Harvell CD, Kim K, Burkholder JM, Colwell RR, Epstien PR, Grimes DJ, Hofmann EE, Lipp EK, Osterhaus ADME, Overstreet RM, Porter JW, Smith GW, Vasta GR (1999) Emerging marine diseases – climate links and anthropogenic factors. *Science* 285: 1505-1510
- Harvell CD, Mitchell CE, Ward JR, Altizer S, Dobson AP, Ostfeld RS, Samuel MD (2002) Climate warming and disease risks for terrestrial and marine biota. *Science* 296: 2158-2162
- Hatcher BG (1981) The interaction between grazing organisms and the epilithic algal community of a coral reef: a quantitative assessment. *Proceedings of the 4th International Coral Reef Symposium 2*: 515-524
- Hixon MA, Brostoff WN (1996) Succession and herbivory: effects of different fish grazing on Hawaiian coral-reef algae. *Ecological Monographs* 66: 67-90
- Hughes TP (1989) Community structure and diversity of coral reefs: the role of history. *Ecology* 70: 275-279
- Huges TP (1994) Catastrophes, phase shifts, and large-scale degradation of a Caribbean coral reef. *Science* 265: 1547-1551
- Hughes TP, Baird AH, Bellwood DR, Card M, Connolly SR, Folke C, Grosberg R, Hoegh-Guldberg O, Jackson JBC, Kleypas J, Lough JM, Marshall P, Nyström M, Palumbi SR, Pandolfi JM, Rosen B, Roughgarden J (2003) Climate change, human impacts and the resilience of coral reefs. *Science* 301: 929-933
- Jackson JBC, Kirby MX, Berger WH, Bjorndal KA, Botsford LW, Bourque BJ, Bradbury RH, Cooke R, Erlanson J, Estes JA, Hughes TP, Kidewell S, Lange CB, Lenihan HS, Pandolfi JM, Peterson CH, Steneck RS, Tegner MJ, Warner RR (2001) Historical overfishing and the recent collapse of coastal ecosystems. *Science* 293: 629-638
- Jennings S, Grandcourt EM, Polunin NVC (1995) The effects of fishing on the diversity, biomass and trophic structure of Seychelles' reef fish communities. *Coral Reefs* 14: 225-235
- Jennings S, Grandcourt EM, Polunin NVC (1996) Seychelles' marine protected areas: comparative structure and status of reef fish communities. *Biological Conservation* 75: 201-209
- Jones GP, McCormick MI, Srinivasan M, Eagle JV (2004) Coral decline threatens fish biodiversity in marine reserves. *Proceedings of the National Academy of Science of the United States of America* 101: 8251-8253
- Knowlton N (2001) The future of coral reefs. *Proceedings of the National Academy of Science of the United States of America* 98: 5419-5425
- Knutz NM, Kline DI, Sandin SA, Rohwer F (2005) Pathologies and mortality rate caused by organic carbon and nutrient stressors in three Caribbean coral species. *Marine Ecology Progress Series* 294: 173-180
- Kochzius M (1997) Length-weight relationship of fishes from a seagrass meadow in Negros Oriental, Philippines. *Naga ICLARM Q* 20: 64-65
- Ledlie MH, Graham NA, Bythell JC, Wilson SK, Jennings S, Polunin NVC, Hardcastle J (2007) Phase shifts and the role of herbivory in the resilience of coral reefs. *Coral Reefs* 26: 641-653
- Letourneur Y (1998) First length-weight relationships of some marine fish species of Réunion Island, SW Indian Ocean. *Naga ICLARM Q*, 21: 37-39
- Letourneur Y, Kulbicki M, Labrosse P (1998) Length-weight relationships of fish from coral reefs and lagoons of New Caledonia, southwestern Pacific Ocean: an update. *Naga ICLARM Q*, 21: 39-46.

- Lewis SM (1986) The role of herbivorous fishes in the organization of a Caribbean reef community. *Ecological Monographs* 56: 183-200
- Lindal U, Öhman MC, Schelten CK (2001) The 1997/1998 mass mortality of corals: effects on fish communities on a Tanzanian coral reef. *Marine Pollution Bulletin* 42: 127-131
- Maugé LA (1967) Contribution préliminaire à l'inventaire ichthyologique de la région de Tuléar. Review des travaux de la station marine Endoume, Marseille, Fasc Hors série, supplement 7: 101-132
- McAfee ST, Morgan SG (1996) Resource use by five sympatric parrotfishes in the San Blas Archipelago, Panama. *Marine Biology* 125: 427-437
- McClanahan TR (1994) Kenyan Coral reef lagoon fish: effects of fishing, substrate complexity, and sea urchins. *Coral Reefs* 13: 231-241
- McClanahan TR, Muthiga NA, Mangi S (2001) Coral and algae changes after the 1998 coral bleaching: interaction with reef management and herbivores on Kenyan reefs. *Coral Reefs* 19: 380-391
- McClanahan TR, Graham NJA, Calnan JM, MacNeil MA (2007) Toward pristine biomass: reef fish recovery in coral reef marine protected areas in Kenya. *Ecological Applications* 17: 1055-1067
- McClanahan TR, Muthiga NA, Kamukuru AT, Machano H, Kiambo RW (1999) The effects of marine parks and fishing on coral reefs of northern Tanzania. *Biological Conservation* 89: 161-182
- McClanahan TR, Kamukuru AT, Muthiga NA, Gilgabher YM, Obura D (1996) Effects of sea urchin reductions on algae, coral, and fish populations. *Conservation Biology* 10: 136-154
- McCook LJ (1999) Macroalgae, nutrient, and phase shifts on coral reef: scientific issues and management consequences for the Great Barrier Reef. *Coral Reefs* 18: 357-367
- McCulloch M, Fallon S, Wyndham T, Hendy E, Lough J, Barnes D (2003) Coral record of increased sediment flux to the inner Great Barrier reef since European settlement. *Nature* 421: 727-730
- Mumby PJ (2006) Grazer impacts on coral dynamics. *Ecological Applications* 16: 747-769
- Mumby PJ, Dahlgren CP, Harborne AR, Kappel CV, Micheli F, Brumbaugh DR, Holmes KE, Mendes JM, Broad K, Sanchirico JN, Buch K, Box S, Stoffle RW, Gill AB (2006) Fishing, Trophic Cascades, and the Process of Grazing on Coral Reefs. *Science* 311: 98-101
- Mumby PJ, Steneck RS (2008) Coral reef management and conservation in light of rapidly evolving ecological paradigms. *Trends in Ecology and Evolution* 23: 555-563
- Mumby PJ, Wabnitz (2002) Spatial patterns of aggression, territory size, and harem size in five sympatric Caribbean parrotfish species. *Environmental Biology of Fishes* 63: 265-279
- Murty VS (2002) Marine ornamental fish resources of Lakshadweep. Central Marine Fisheries Research Institute Special Publication No. 72. 384 pp
- Myers RF (1991) Micronesian reef fishes. Second Ed. Coral Graphics, Barrigada, Guam. 289 pp
- Nadon MO, Griffiths D, Doherty E, Harris A (2007) The status of coral reefs in the remote region of Andavadoaka, southwest Madagascar. *Western Indian Ocean Journal of Marine Science* 6: 207-218

- Newman JH, Paredes GA, Sala E, Jackson JBC (2006) Structure of Caribbean coral reef communities across a large gradient of fish biomass. *Ecology Letters* 9: 1216-1227
- Nyström M, Folke C (2001) Spatial resilience of coral reefs. *Ecosystems* 4: 206-417
- Paddack MJ, Cowen R, Sponaugle S (2006) Grazing pressure of herbivorous coral reef fishes on low coral cover reefs. *Coral Reefs* 25: 461-472
- Pandolfi JM, Bradbury RH, Sala E, Hughes TP, Bjorndal KA, Cooke RG, McArdle D, McClenanach L, Newman MJH, Paredes G, Warner RR, Jackson JBC (2003) Global trajectories of the long-term decline of coral reef ecosystems. *Science* 301: 955-958
- Pichon M (1971) Comparative study of the main features of some coral reefs of Madagascar, La Reunion and Mauritius. *Symposia of the Zoological Society of London* 28: 185-216
- Polunin NVC, Klumpp DW (1992) A trophodynamic model of fish production on a windward reef tract. *In*: John DM, Hawkins SJ, Price JH (eds). *Plant-animal interactions in the marine benthos*. Clarendon Press, Oxford, pp 313-233
- Roberts CM, Ormond RFG (1987) Habitat complexity and coral-reef fish diversity and abundance of on Red-Sea fringing reefs. *Marine Ecology Progress Series* 41: 1-8
- Roberts R, Polunin NVC, Leighton K (1979) The behavioural ecology of three Indian Ocean surgeonfishes (*Acanthurus lineatus*, *A. leucosternon* and *Zebbrasoma scopas*): their feeding strategies and social and mating systems. *Environmental Biology of Fishes* 4: 125-170
- Russ GR (2003) Grazer biomass correlates more strongly with production than with biomass algal turfs on a coral reef. *Coral Reefs* 22: 63-67
- Russ GR, Alcala AC (2004) Marine Reserves: long-term protection is required for full recovery of predatory fish populations. *Oecologia* 138: 622-627
- Russ GR, Stockwell B, Alcala AC (2005) Inferring versus measuring rates of recovery in no-take marine reserves. *Marine Ecology Progress Series* 292: 1-12
- Sale PF, Cowen RK, Dabilowicz GP, Jones JP, Kritzer KC, Lindeman S, Planes S, Polunin NVC, Russ GR, Sadovy YJ, Steneck RS (2005) Critical science gaps impede use of no take fishery reserves. *Trends in Ecology and Evolution* 20: 74-80
- Sano M, Shimizu M, Nose Y (1987) Long-term effects of destruction of hermatypic corals by *Acanthaster planci* infestation on reef fish communities at Iriomote Island, Japan. *Marine Ecology Progress Series* 37: 191-199
- Sommer C, Schneider W, Poutiers JM (1996) *FAO species identification field guide for fishery purposes. The living marine resources of Somalia*. FAO, Rome, 378 pp
- Spalding MD, Jarvis GE (2002) The impact of the 1998 coral mortality on reef communities in the Seychelles. *Marine Pollution Bulletin* 44: 309-321
- Tanner JE (1995) Competition between scleractinian corals and macroalgae: an experimental investigation of coral growth, survival and reproduction. *Journal of Experimental Marine Biology and Ecology* 190: 151-168
- Wilkinson C (ed) (2002) *Status of coral reefs of the world*. Australian Institute of Marine Science, Townsville, Australia
- Williams ID, Polunin NVC, Hendrick VJ (2001) Limits to grazing by herbivorous fishes and the impact of low coral cover on macroalgal abundance on a coral reef in Belize. *Marine Ecology Progress Series* 222: 187-196